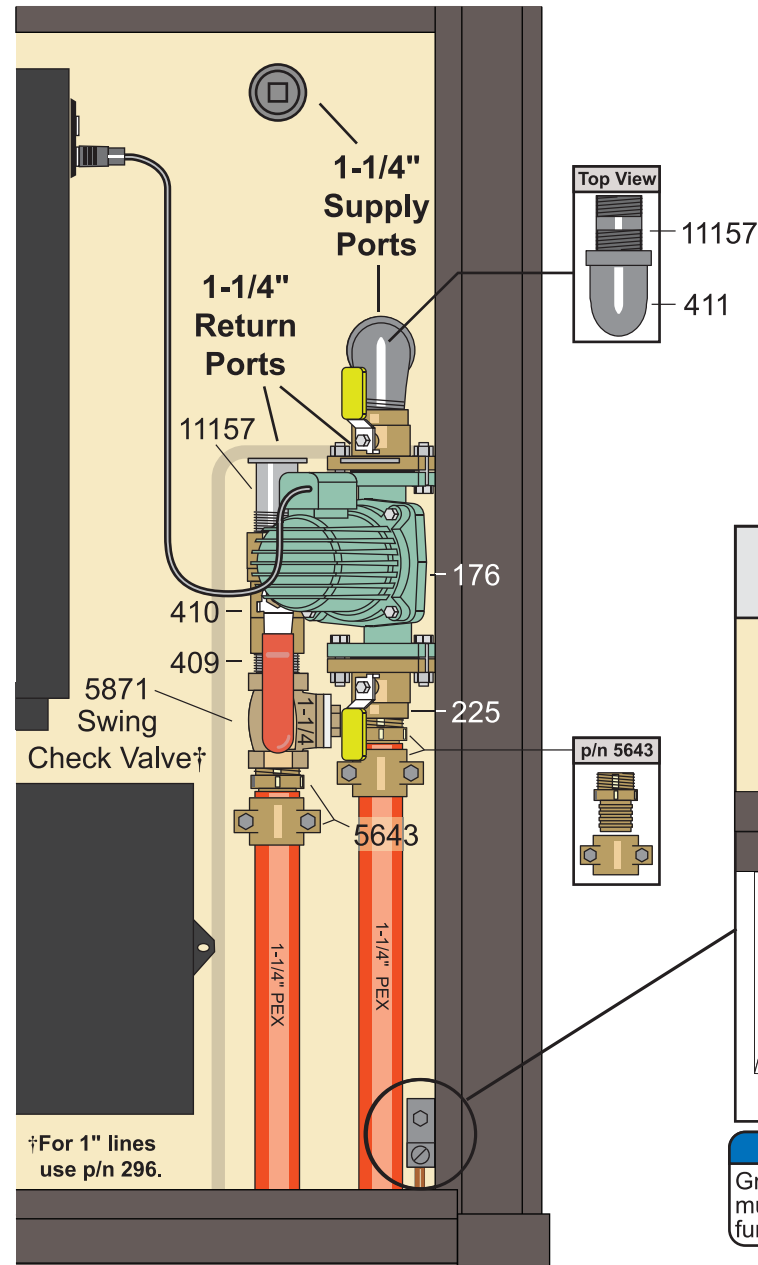


E-Classic 3200 with 1 Pump Installed

1 - Pump Parts List*		
For 1-1/4" system (1-1/4" PEX)		
Qty	p/n	Description
1	176	014 Pump
1	225	Isolation Flange Kit, 1-1/4"
1	409	Close Nipple, 1-1/4"
1	410**	Ball Valve, 1-1/4"
1	411**	90° Street Elbow, 1-1/4"
1	556	Power Supply Cord, 32"
2	5643	MPT to PEX Adapter with Clamp, 1-1/4"
1	5871	Swing Check Valve, 1-1/4"
1	6054	Temperature Gauge
1	6593	Grounding Rod Kit
2	11157**	Nipple, 1-1/4" x 3"


* Parts and accessories sold separately. Pump size may vary.

** Supplied on furnace.

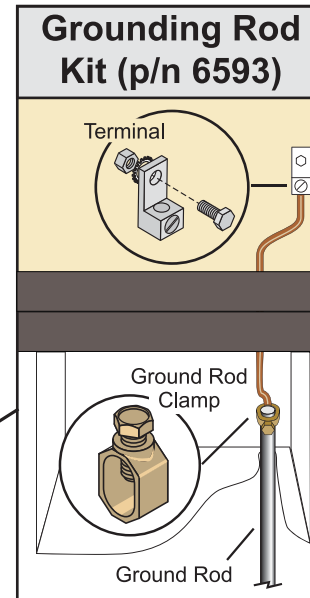


†For 1" lines use p/n 296.

For illustration purposes only.



Area of Focus



NOTE
Grounding Rod Kit (p/n 6593) must be installed with every furnace.

